


Town of Amherst FY 21 Revised Budget Proposal



Mayor D. Dwayne Tuggle
Vice-Mayor Rachel Carton
Councilor Kenneth G. Bunch
Councilor Sarah B. Ogden
Councilor Kenneth S. Watts
Councilor Janice N. Wheaton

Presented for Public Hearing on April 8, 2020
Public Hearing continued on May 13, 2020
Adopted on June 10, 2020

Respecting the past. Attending the present. Concentrating on the future.



TOWN OF AMHERST

P.O. Box 280 174 S. Main Street Amherst, VA 24521
Phone (434)946-7885 Fax (434)946-2087

MEMO

Date: June 4, 2020

To: Mayor Dwayne Tuggle and Members of Town Council

From: Sara Carter, Town Manager

Re: FY 21 Town of Amherst REVISED Budget Proposal

When the planning stages for the FY 21 budget process began, the economy was booming and growth in sales and development were built into the projections. Many things have changed in last six months. This budget proposal is substantially different than the one that predated it. However, what hasn't changed is this- the Town is well positioned for this time. This revised budget balances the need to conserve reserves, focus on necessary capital improvements in the utilities funds, and maintain the ability for the Town to meet its fiduciary and customer obligations.

Highlights:

- This budget accounts for a responsible, comprehensive look at our capital needs and includes those slated needs in the budget request. Capital projects that can be deferred to a later date without sacrificing operational efficiency have been delayed, understanding that this may lead to larger expenditures later.
- While any projections for general fund revenue are very preliminary in nature, staff has made conservative estimates of revenue for the year. Should the economy improve faster, these estimates will be low and additional expenditures can be considered. If revenue is greater than anticipated, I would recommend adding in the cost of living increases for staff in January to continue the Town's commitment to maintaining the salary adjustments that have been made.
- The budget includes the anticipated CARES Act funding of \$193,000 and shows an expense line for this money under the Town Manager's budget. Staff will follow up with recommendations about how this money should be spent for Council's consideration in the coming months.
- This budget is fully balanced in each fund. Only the general fund requires supplements from reserves due to the economic downturn. All other funds balance with operating expenses funded by operating revenue.

- This budget makes no recommended increases to tax or utility rates for any customers, continuing Council's direction to hold utility rates constant, as has been achieved for the last two budget cycles.
- The revised utility policy recommends a decrease to connection fees for new development for water and sewer and provides clarification to the availability fee section of the policy.
- The budget maintains the Town's long-term commitment to a well-maintained public utility system, anticipating the completion of the USDA funded sewer sliplining project and continuing the Water Treatment Plant upgrade, funded through the Virginia Drinking Water revolving loan fund. Neither of these projects are yet reflected in the budget, as they will be completed during the year and accounted for in coming years with debt payments. Both of these projects have significant grant money associated with them and have been programmed into the budget for several years with increasing reserves in the water and sewer funds.
- The budget also reflects the Town Council's decision to continue fully paid employee health insurance coverage with an excellent health plan.

Adoption Process:

Council held a public hearing for the budget on April 8, 2020 and continued it at the May 13 meeting.

The budget is slated for adoption at the June 10, 2020 meeting.

Town Manager's Budget Message

Table of Contents.....1

Budget Ordinance.....2

Schedule of Local Tax Levy.....5

Utility Rate and Fee Policy.....6

Public Hearing Notice.....10

Proposed Capital Improvement Program.....12

General Fund

Revenue.....13

Expenditures.....13

Water Fund

Revenue.....17

Expenditures.....17

Sewer Fund

Revenue.....20

Expenditures.....20

Garbage Fund

Revenue.....23

Expenditures.....23

Industrial Development Authority Fund

Revenue and Expenditures.....24

Policies and Fund Balances

Personnel Cost Allocation Plan.....25

Fund Balances and Contingency Calculations.....26

Debt Balances and Payments.....27

Town Owned Vehicle Information.....27

Balance Sheet.....28

Statement of Net Position29

Fund Balance Analysis.....30

AN ORDINANCE TO ESTABLISH THE BUDGET FOR THE TOWN OF AMHERST, VIRGINIA FOR THE FISCAL YEAR BEGINNING JULY 1, 2020 AND ENDING JUNE 30, 2021 MAKING REVENUE ESTIMATES AND APPROPRIATIONS FOR SAME.

BE IT ORDAINED BY THE COUNCIL OF THE TOWN OF AMHERST, VIRGINIA:

A. SOURCES OF FUNDS

That for the support of the Town Government and its General Fund, for the tax year beginning on January 1, 2020, all taxes, fees, charges and penalties shall remain as heretofore set out by Ordinance, Resolution or other appropriate action of the Town Council except as the Town Council may establish or amend herein.

B. FUND ACCOUNTING

That the following projected sources and use of funds are hereby approved as the FY21 Town of Amherst budget and approved appropriations for the respective funds.

Estimated Revenues

General Fund	\$1,094,098
Water Fund	\$1,239,536
Sewer Fund	\$922,623
Garbage Fund	\$141,298
IDA Fund	\$334,857

Estimated Expenditures

General Fund	\$1,094,098
Water Fund	\$1,239,536
- Operations	\$787,174
- Debt Service and Capital Projects	\$452,362
Sewer Fund	\$922,623
- Operations	\$637,043
- Debt Service and Reserve	\$285,580
Garbage Fund	\$141,298
IDA Fund	\$334,857

C. TAX RATES

The proposed budget includes a continuation of the real estate tax rate at \$0.00/\$100.00 of assessed value and the personal property tax rate at \$0.00/\$100.00 of assessed value.

The proposed budget includes a continuation of the meals and beverage tax included in the Town Code at 6%.

The annual vehicle license fee for passenger motor vehicles, trucks and motorcycles shall be \$25/year for cars, 11.00/year for motorcycles and 8.00 for

trailers

The rate for Business and Professional Occupational License Taxes shall be set at:

- Contractors: \$0.16 per \$100 of gross receipts
- Financial, Real Estate and/or Professional Services: \$0.50 per \$100 of gross receipts
- Retailers: \$0.10 per \$100 of gross receipts
- Wholesalers: \$0.04 per \$100 of gross receipts
- Repair, Personal, Business and other services: \$0.31 per \$100 of gross receipts
- The rate for Itinerant Merchants and Peddlers shall be set at \$20/year for door to door peddlers, \$200/month for itinerant merchants (\$500/yr max) and peddler of fresh produce \$50/year

D. UTILITY RATES AND CHARGES

See attached Utility Rate and Fee Policy for rates related to water and sewer. The FY 21 budget holds all water and sewer rates and fees at the same level as fiscal years 18-20. There is a decrease in fees associated with new services.

E. DONATIONS

That donations to the following organizations are hereby authorized for the purposes listed subject to the conditions noted. These funds are to be disbursed on a reimbursement basis upon delivery of appropriate receipts:

Amount	Organization	Purpose/Conditions
\$10,000	Amherst Fire Department	Operating Costs, including water, sewer, electric, training, equipment.
\$3000	Village Garden Club	Civic Beautification
\$13,000	Total Donations	

F. FUND BALANCE REQUIREMENTS

The Town of Amherst maintains a Fund Balance Policy to ensure that the Town has adequate funds to address emergency situations and ensure the Town’s credit worthiness. Required balances for the FY21 fiscal year are as follows:

General Fund Permanent Fund		\$ 273,525
General Fund Contingency		\$ 32,823
Water Fund Permanent Fund		\$ 649,156
Sewer Fund Permanent Fund		\$ 405,761

G. PERSONNEL

In order to maintain the work that has been done to keep salaries fair and competitive, the budget originally included a Cost of Living increase for all employees of 2.12%, consistent with the cost of the consumer price index as shown by the 2019 calendar year and a step increase of 2% for employees that have met their yearly performance goals. Due to the economic impacts of the Coronavirus, these raises have been eliminated.

Health insurance costs went up by approximately 9% and plan choices remain the same this year from last year.

H. CONDITIONS

The intent being to authorize spending according to this budget, all appropriations articulated herein are declared to be maximum and conditional such that outlay shall be made only in the event the aggregate revenues collected and other resources available to the Town in the respective funds are sufficient. All debts of the Town shall be paid in full when due and payable. All expenditures shall be made in accordance with the Ordinance, the Town Charter, Town Code and Purchasing Policy and administrative rules and procedures.

This Ordinance was passed by a vote of the Amherst Town Council on the 10th of June and shall become effective on July 1, 2020.

Mayor

Attest:

Clerk of Council

Town of Amherst
Schedule of Local Levy
July 1, 2020

The following are tax levies for the fiscal year beginning July 1, 2020. The Town Code contains other tax levies and a more complete description of the Town's taxation program.

1. On the \$100.00 of assessed value of taxable real estate, including mobile homes, the rate shall be \$0.00.

2. On the \$100.00 of assessed value of machinery and tools used in manufacturing or mining business including property specifically classified by Section 58.1-3506A.6 of the Tax Code of Virginia, the rate shall be \$0.00. This tax rate shall also be applicable to real and tangible personal property of public service corporations, based upon the assessments generated annually by the State Corporation Commission, and duly certified.

3. On the \$100.00 of assessed value of taxable tangible personal property, including property specifically classified by Section 58.1-3506 and Section 58.1-3509 of the Code of Virginia, the rate shall be \$0.00.

(Reference the provisions of VA CODE ANN., §58.1-3524 C.2. and §58.1-3913 E., as amended by Chapter 1 of the Acts of Assembly (2004 Special Session I) and as set forth in Item 503.E. (Personal Property Tax Relief Program) of Chapter 951 of the 2005 Acts of Assembly)

Town of Amherst Utility Rate and Fee Policy

For FY 2020/21

Initiation or Termination of Service:

Requests to initiate or terminate Town water, sewer and/or refuse collection (utility) service are accepted at the Town Hall (434/946-7885) 9-5, M-F for processing by the Utilities Department. All new customers and changes to the party to be billed are charged a \$50.00 account set-up fee/ reconnection fee/trip charge at the time the account is opened and are required to show proper identification. All requests are to be in writing on a form available at the Town Hall.

Residential Customers:

All active customers shall be charged one Residential Base Charge each month for each individual residential unit, as designated consistent with building and zoning practices. Customers are charged for water and sewer usage based upon metered water usage.

<u>Rate Component</u>	<u>In Town Residential Base Charge</u>	<u>In Town Use Charge per 1,000 gallons</u>	<u>Out of Town Residential Base Charge</u>	<u>Out of Town Use Charge per 1,000 gallons</u>
Water:				
Effective July 1, 2017	\$15.60	\$7.75	\$31.20	\$15.50
Sewer:				
Effective July 1, 2017	\$27.35	\$6.85	\$54.70	\$13.70
Curbside Refuse Collection:				
Effective July 1, 2016	\$10.60		\$10.60	

Nonresidential Customers:

Base charges for non-residential water and sewer users will be computed by dividing metered use by 3,250 gallons and then multiplying by the applicable residential base charge. This applies to all non-residential users except for churches that shall be assessed on the same basis as residences. The applicable residential charge shall be assessed for each residential unit for Curbside Refuse Collection.

Curbside Refuse Collection:

All in-town water customers shall receive curbside refuse collection service and refuse collection services will not be provided to non-water customers.

Fire Sprinkler Fees

Fire sprinkler fees are as follows:

4" Line	\$17.00/Month
6" Line	\$28.00/Month
8" Line	\$39.00/Month
10" Line	\$50.00/Month

Charges for Water Not Discharged to Sewer:

The Town charges for sewer based on 100% return of the water to the sewer system for those Town water customers that are connected to the Town of Amherst wastewater collection and system. However, any customer may request that the Town install a separate "irrigation" meter for water that does not return to the sewer system – i.e. for lawn sprinkling or irrigation. For the purposes of billing, the irrigation meter shall be considered a separate account. Separate application and connection fees are required to be paid,

and once activated the water-only (no sewer or refuse collection fees apply) will be billed separately. All irrigation systems must meet the provisions of the Cross Connection Control Ordinance (§17-14 of the Town Code).

Dormant Account Fees:

A dormant account fee of \$5.00/month/residence or business for water and \$10.00/month/residence or business for sewer will be charged to every property owner that is connected to the respective utility, has used the service in the past, but not actively using the respective service. Dormant account fees shall not be applied to accounts associated only with yard hydrants, irrigation systems or swimming pools.

Reconnection Fee:

A reconnection fee/trip charge of \$50 will be charged for any activation or reactivation of utility service due to a request for new service, reactivation from disconnection due to nonpayment or a customer-requested disconnection/reconnection. This fee may be waived at the Office Manager's sole discretion due to emergency or irregular situations.

Re-reads Charges:

The Town staff reviews water meter readings for accuracy and investigates suspected incorrect readings prior to mailing bills. In the case of a billing dispute, a customer may request that the Town re-read the customer's water meter. However, if the customer's water meter has already been re-read by the Town during the billing cycle in question, a \$20 trip fee will be charged to offset the cost of a Town employee making a second re-reading trip to the customer's meter. This charge will be added to the customer's next bill.

Billing:

Water meters are read every month and bills are calculated based upon the consumption recorded. All customers are billed every month. Bills are assigned a billing date which is normally the last day of the month during which the meter is read and then mailed to the customer. Payment is due by 5:00 P.M. on the 20th day of each month except when the 20th falls on a weekend or Town holiday the due date shall become 5:00 P.M. on the next business day. When a past due balance on any account is greater than \$200, a lien for the balance due plus any court recording fees will be recorded against the real estate. **Property owners are held responsible for utility bills against their properties.**

Adjustments for Leaks:

A property owner is responsible for paying for 100% of the water that has passed through the Town's water meter along with the associated sewer charges. However, in good-faith situations involving water that has leaked from the customer's plumbing, and upon confirmation by the owner that the leak is repaired so that it will not recur, the Office Manager is authorized to give a 50% credit for the excess water and sewer at the time of confirmation and for no more than the two preceding bills, if applicable. "Repaired" is defined as physical repairs to the owner's plumbing such as pipe patching, replacement of the flapper mechanism in a toilet tank, or physical replacement or removal of a plumbing fixture. For the purposes of this leak adjustment policy, merely closing a valve upstream of the leak location shall not be considered a repair.

Late Payment Charges and Disconnect Procedures:

The Town will assess a late charge of 10% on all accounts when the payment is not received by 5:00 P.M. on the due date. All payments received after 5:00 P.M. are processed as the next business day's receipts. If a customer receives a bill with a previous bill balance, the previous balance must be received by 5:00 P.M. on the 2nd Monday of the month following receipt of that bill. If the previous balance is not received by that time the customer will be put on the Town's disconnect list for the following morning.

Restoration of Service:

If a customer has not paid the previous balance on an account by the disconnection date or otherwise made arrangements satisfactory to the Office Manager to have the balance paid, the water service will be terminated. Before any service is restored, the past due amount including the \$50.00 reconnection fee/trip charge must be physically received by the Office Manager at 174 South Main Street in the Town of Amherst. Funds will not be accepted from customers at the service location. The \$50.00 reconnection fee/trip charge will also be charged where a customer, or any entity other than the Town, has obtained water and/or sewer service prior to all applicable fees and/or charges being paid to obtain service and/or has installed a meter or other apparatus in a meter setting to gain access to public water/sewer.

In recognition that circumstances beyond the control of the customer or the Town of Amherst may contribute to late payments, a once per lifetime per customer exception to the penalty and reconnect fee may be granted for good reason at the Office Manager's sole discretion.

Returned Payments:

Any payments not honored by the bank, whether check, or credit card payment, will be charged a \$50.00 handling fee and any bank fees (Reference VA Code §15.2-106). Service shall automatically be disconnected when a payment to pay to prevent service from being disconnected or to reconnect a service is returned or charged back to the Town for any reason. If the returned payment was paid to prevent termination of services then the past due balance, the returned payment handling fee and a reconnection fee/trip charge shall be collected prior to service being restored via cash, money order or certified check. Once the Town has received a returned payment on an account more than one time, the Town will not accept any forms of payment other than cash or certified funds for a period of six (6) months for that account.

Any payments received by 5:00 P.M. on each business day will be credited the same day. Any payments received after 5:00 P.M. (including those received via U.S. Mail and the Town's drop box) will be credited as being received the next business day.

Payment Arrangements:

The Office Manager is authorized to enter into a payment contract if a customer cannot pay his previous balance in full. Each customer account is only allowed one (1) payment arrangement per calendar year. There is a standard "agreement" form that is available at the Town office and must be signed by the person on the account. The Office Manager may make arrangements that deviate from the standard policy only in extreme situations.

Fire Hydrant Use:

Water may not be obtained from the Town of Amherst hydrants except by the Amherst Volunteer Fire Department or other approved firefighting agency. The Office Manager (434/946-7885) should be contacted for the application form for a permit to haul water from the Town of Amherst water plant.

Cross Connections:

As required by the Virginia Department of Health, where a high potential exists for contamination of the Town's municipal water system, a backflow prevention device approved by the Town of Amherst must be installed. This includes irrigation systems. Where required, the owner of the backflow prevention device must have annual tests performed to certify that the device is working correctly. Failure to install and operate such devices and/or provide certification or the test results to the Town of Amherst may result in the interruption of water service. (Reference §17-14 of the Town Code)

Sewer Connections and Discharges:

Connections to and discharges into the Town's sewer system must conform to local, state and federal

sewage pretreatment regulations. This includes the installation of grease traps for restaurants and grit traps for car washes. Failure to meet such provisions may result in the interruption of sewer service via disconnection of the water service or other means. (Reference §17-15 of the Town Code)

Availability and Connection Fees:

Availability fees will be charged where the Town has provided capacity for future development and there was no developer contribution for the expansion. Where a developer provides capacity for development with Town agreement, only connection fees will be charged. Additionally, the Town may work with developers and future customers to provide additional capacity where none exists. Under that scenario, there may be additional construction costs that are charged for the development of the line over and above the availability fee.

Availability Fees:

Meter Size	80% Capacity, gpm	Factor	In Town		Out of Town	
			Water	Sewer	Water	Sewer
5/8"	16	1	\$1,700	\$2,500	\$4,000	\$5,000
3/4"	24	1.5	\$2,550	\$3,750	\$6,000	\$7,500
1"	40	2.5	\$4,250	\$6,250	\$10,000	\$12,500
1 1/2"	80	5	\$8,500	\$12,500	\$25,000	\$25,000
2"	128	8	\$13,600	\$20,000	\$40,000	\$40,000
3"	280	17.5	\$29,750	\$43,750	\$87,500	\$87,500
4"	480	30	\$51,000	\$75,000	\$150,000	\$150,000
6"	1000	62.5	\$106,250	\$156,250	\$312,500	\$312,500

Connection Fees:

The connection fee shall be \$250 for water and \$250 for sewer.

Maintenance of Policy and Implementation

The Town Manager shall be responsible for maintaining and updating this policy and for its proper administration. The Town Manager shall have the authority to deviate from strict enforcement for good cause.

PUBLIC HEARING NOTICE

The Town of Amherst Town Council will hold public hearings at 7:00 PM on April 8, 2020, in the Council Chambers of the Town Hall at 174 South Main Street, Amherst, VA, on the following matters:

Capital Improvement Program

To receive comments on the Town's 2020 – 2021 Capital Improvement Program that identifies acquisition, construction and improvement of town facilities, and acquisition of capital equipment.

A document containing the complete Capital Improvement Program proposal and supporting documentation is available online at www.amherstva.gov and for inspection in the Town Hall during normal working hours.

Proposed Fiscal Year 2019/2020 Town of Amherst Budget

This budget synopsis is prepared and published for informative planning purposes only. The inclusion of any item does not constitute an obligation or commitment on the part of the Town Council to appropriate funds for that purpose. There is no allocation or designation of Town of Amherst funds for any purpose until an appropriation for that purpose has first been made by the Town Council.

Estimated Revenues

General Fund	\$1,318,862
Water Fund	\$1,260,220
Sewer Fund	\$946,671
Garbage Fund	\$141,999
IDA Fund	\$334,857

Estimated Expenditures

General Fund	\$1,318,862
Water Fund	\$1,260,220
- Operations	\$816,880
- Debt Service and Capital Projects	\$443,340
Sewer Fund	\$946,671
- Operations	\$663,558
- Debt Service and Reserve	\$283,113
Garbage Fund	\$141,999
IDA Fund	\$334,857

The proposed budget includes a continuation of the real estate tax rate at \$0.00/\$100.00 of assessed value and the personal property tax rate at \$0.00/\$100.00 of assessed value. It maintains the meals and beverage tax rate at 6%.

The proposed budget maintains water, sewer and curbside collection at their same rates:

<u>Rate Component</u>	<u>In Town Residential Base Charge</u>	<u>In Town Use Charge per 1,000 gallons</u>	<u>Out of Town Residential Base Charge</u>	<u>Out of Town Use Charge per 1,000 gallons</u>
Water:				
Effective July 1, 2017	\$15.60	\$7.75	\$31.20	\$15.50
Sewer:				
Effective July 1, 2017	\$27.35	\$6.85	\$54.70	\$13.70
Curbside Refuse Collection:	\$10.60		\$10.60	

A document containing the complete budget proposal, implementing Ordinance and supporting documentation is available online at www.amherstva.gov and for inspection in the Town Hall during normal working hours.

**Town of Amherst
Capital Improvement Program FY 20-21,
Recommended by the Planning Commission and adopted by the Town Council**

Project Description & Ranking	CIP Committee Evaluation	Total Estimated Cost	2020-2021	2021-2022	2022-2023	2023-2024	2024-2025	Recommended Sources of Funds
Police								
Generator	18	\$11,000.00	11,000.00					General Fund
UTV-Side by Side (shared)	19	16,500.00	16,500.00					All funds
Police Interceptor-SUV	13	87,000.00	42,000.00		45,000.00			General Fund
Community Development								
Park Improvements		60,000.00	60,000.00					General Fund
Maintenance								
New Truck	11	35,000.00			35,000.00			General Fund
Bucket Truck	13	35,000.00		35,000.00				General Fund
Town Hall A/C Heat Unit	11	35,000.00		35,000.00				General Fund
Backhoe	13	100,000.00			100,000.00			General Fund
Maintenance Shop Heat	14	6,000.00		6,000.00				General Fund
8 Ton Trailer	16	8,500.00	8,500.00					General Fund
Tractor w/ bucket mower & backhoe	19	30,000.00			30,000.00			General Fund
Utilities								
Sewer Sliplining Project		4,500,000.00	\$ 4,500,000.00					Grant and Loan
Water Treatment Plant Renovation		4,100,000.00	4,100,000.00					Grant and Loan
Sludge Dewaterer		1,500,000.00					1,500,000.00	Wastewater Fund
Used Water Plant Truck	14	39,524.00				30,000.00		Water Fund
Used Wastewater Truck	14	39,524.00			28,000.00			Wastewater Fund
Replace Author Court W/L		200,000.00		200,000.00				Grant and Water
Sunset Drive Replacement		1,019,260.00			1,019,260.00			Grant and Water
Waugh's Ferry Road Replacement		1,406,595.00			1,406,595.00			Grant and Water
Walnut Street Replacement		136,888.00				136,888.00		Grant and Water
Union Hill Replacement		420,416.00					420,416.00	Grant and Water
Zane Snead Replacement		294,400.00				294,400.00		Grant and Water
Total:		\$14,080,607	\$8,738,000	\$276,000	\$2,663,855	\$461,288	\$1,920,416	

General Fund

General Fund		FY 19 Budget	FY 20 Budget	FY 21 BUDGET			
Account Name	Account Code	FY 19 Approved	FY 20 Approved	FY 21 Department Request	FY 21 Town Manager Recommended	FY 21 Approved	FY 21 Recommended less FY20 Adopted=Difference
GENERAL FUND REVENUES							
Real Property Taxes-Current	11010-0001	-	-				-
Real Property Taxes-Delinquent	11010-0002	-	-				-
Personal Property Tax-Current	11030-0001	-	-				-
Personal Property Tax-Delinquent	11030-0002	-	-				-
Penalties on Del Taxes	11060-0001	-	-				-
Interest on Del Taxes	11060-0002	-	-				-
Local Sales & Use Tax	12010-0001	100,000.00	105,000.00	84,000.00	84,000.00		(21,000.00)
Consumer Utility Tax-Gas, Elec	12020-0001	26,000.00	26,000.00	25,500.00	25,500.00		(500.00)
Electric Consumption Tax	12020-0002	18,000.00	19,000.00	19,000.00	19,000.00		-
Business License Tax	12030-0006	120,000.00	125,000.00	69,000.00	69,000.00		(56,000.00)
Business Lic Tax-Interest & Pen	12030-0007	2,300.00	3,200.00	1,800.00	1,800.00		(1,400.00)
Motor Vehicle Licenses	12050-0001	42,000.00	42,500.00	40,000.00	40,000.00		(2,500.00)
Motor Vehicle Licenses Penalties/Interest	12050-0002	4,000.00	400.00	400.00	400.00		-
Bank Stock Fee	12060-0001	75,000.00	58,000.00	70,000.00	60,000.00		2,000.00
Lodging Tax	12100-0001	7,900.00	8,500.00	9,000.00	7,200.00		(1,300.00)
Meals Tax	12110-0001	495,000.00	500,000.00	306,000.00	306,000.00		(194,000.00)
Meals Tax-Pen & Int.	12110-0002	1,000.00		600.00	600.00		600.00
Zoning Permits	13030-0007			600.00	600.00		600.00
Fines & Forfeitures	14010-0001	15,000.00	18,000.00	17,600.00	17,600.00		(400.00)
Interest on Bank Deposits	15010-0001	5,000.00	5,250.00	6,000.00	6,000.00		750.00
Interest on Investments	15010-0002	18,000.00	25,000.00	60,000.00	20,000.00		(5,000.00)
VIP Unrealized Gain/Loss	15010-0003						-
Tower Lease	15020-0005	9,400.00	9,400.00	9,400.00	9,400.00		-
Rent-Firing Range	15020-0006	-					-
Police Security	16030-0001	1,800.00	1,000.00				(1,000.00)
Refunds	18030-0001						-
Credit Card Transaction Fee	18030-0004	3,000.00	250.00	50.00	50.00		(200.00)
Returned Check Fee	18030-0005	400.00	200.00	250.00	250.00		50.00
Accident Reports	18030-0006	500.00	150.00	150.00	150.00		-
Misc Rev	18030-0007	1,000.00	1,000.00	1,000.00	1,000.00		-
Collection Fee	18030-0008			1,000.00	1,000.00		1,000.00
Donations-Police	18990-0003						-
DMV Stop Fees	19020-0005	1,200.00	300.00	1,000.00	1,200.00		900.00
Rolling Stock Tax	22010-0007	2,500.00	2,500.00	2,400.00	2,400.00		(100.00)
Personal Property Tax Relief	22010-0009	17,455.00	17,455.00	17,455.00	17,455.00		-
Rental Tax	22010-0010	2,000.00	2,000.00	2,000.00	2,000.00		-
Communication Tax from State	22010-0030	96,000.00	90,000.00	85,000.00	85,000.00		(5,000.00)
DCJS Grants	24010-0001						-
State Police Aid	24010-0003	54,588.00	54,588.00	56,608.00	56,608.00		2,020.00
Fire Programs Grant	24020-0001	10,000.00	10,000.00	10,000.00	10,000.00		-
CARES Act Funding	33020-0001			193,000.00	193,000.00		-
Insurance Claims	41010-0001						-
Sale of Land/Vehicles/Buildings	41020-0001						-
Carryover from previous year for budget balance							-
Transfers from Other Funds	41050-0006						-
Reserve Funds	42000-0000		9,350.24	-	255,854.38		246,504.14
General Fund Revenues Totals		1,129,043.00	1,134,043.24	1,088,813.00	1,293,067.38	0.00	(33,975.86)

GENERAL FUND EXPENSES							
TOWN COUNCIL							
Wages	11010-1100	11,400.00	11,400.00	11,400.00	11,400.00		-
FICA	11010-2100	872.10	872.10	872.10	872.10		-
Travel-Milage/Hotels/Conference	11010-5501		2,500.00		500.00		(2,000.00)
Employee Recognition	11010-5811	2,000.00	2,000.00		0.00		(2,000.00)
Town Council Totals		14,272.10	16,772.10	12,272.10	12,772.10	-	(4,000.00)

General Fund

General Fund		FY 19 Budget	FY 20 Budget	FY 21 BUDGET			
Account Name	Account Code	FY 19 Approved	FY 20 Approved	FY 21 Department Request	FY 21 Town Manager Recommended	FY 21 Approved	FY 21 Recommended less FY20 Adopted=Difference
TOWN MANAGER							
Wages	12110-1100	24,759.00	25,632.99	25,632.99	25,632.99		-
PT Wages	12110-1300	32,827.09	35,982.75	33,977.22	33,977.22		(2,005.53)
FICA	12110-2100	4,405.34	4,560.60	4,560.18	4,560.18		(0.42)
VRS	12110-2200	3,825.03	4,107.52	4,101.28	4,101.28		(6.24)
Health Insurance	12110-2300	2,462.40	2,462.40	2,579.04	2,579.04		116.64
Group Life Insurance	12110-2400	306.66	329.31	343.48	343.48		14.17
STD/Long-Term Disability	12110-2500	178.26	151.23	135.34	135.34		(15.89)
Unemployment Insurance	12110-2600	50.00	25.00	25.00	25.00		-
Worker's Comp	12110-2700	146.01	137.42	133.93	133.93		(3.49)
Professional Svcs	12110-3150	800.00	2,500.00	2,500.00	2,500.00		-
Printing & Binding	12110-3500						-
Advertising	12110-3600	3,000.00	2,000.00	2,000.00	2,000.00		-
Contingency requirement	12110-5000	98,021.65	33,871.00	33,871.00	38,792.00		4,921.00
CARES Act Expenses	12110-5001			193,000.00	193,000.00		
Postage	12110-5210	200.00	200.00	200.00	200.00		-
Telecommunications	12110-5230	540.00	540.00	540.00	540.00		-
Crime & Cyber Insurance	12100-5307	2,329.00	2,481.00	2,956.00	2,481.00		-
Travel-Mileage/Hotel/Conference	12110-5501	4,150.00	4,150.00	4,150.00	800.00		(3,350.00)
Dues & Memberships	12110-5810	3,600.00	4,829.00	6,500.00	1,500.00		(3,329.00)
Capital Improvement Program	12110-8000		33,534.00		0.00		(33,534.00)
Town Manager Totals		181,600.44	157,494.22	317,205.46	313,301.46	0.00	(37,192.76)
Town Attorney	12210-3150	40,000.00	30,000.00	40,000.00	35,000.00		5,000.00
Independent Auditor	12240-3150	16,000.00	20,000.00	17,000.00	17,000.00		(3,000.00)
FINANCE DEPARTMENT							
Wages	12420-1100	38,781.19	40,149.35	40,357.96	40,357.96		208.61
PT Wages	12420-1300	9,612.97	10,019.49	2,301.00	2,301.00		(7,718.49)
FICA	12420-2100	3,702.15	3,837.92	3,263.41	3,263.41		(574.51)
VRS	12420-2200	6,336.85	6,433.67	6,457.27	6,457.27		23.60
Health Insurance	12420-2300	6,657.60	6,657.60	6,972.96	6,972.96		315.36
Group Life Insurance	12420-2400	508.03	515.80	540.80	540.80		25.00
Unemployment Insurance	12420-2600	50.00	50.00	45.00	45.00		(5.00)
Worker's Comp	12420-2700	141.27	146.54	105.48	105.48		(41.06)
DMV Stops	12420-3009	1,500.00	1,500.00	1,500.00	1,500.00		-
Professional Svcs	12420-3150	-	2,800.00	2,800.00	2,800.00		-
Banking Service Charges	12420-3160	3,000.00	1,500.00	1,500.00	1,500.00		-
VIP Management Fee	12420-3170			5,000.00	5,000.00		5,000.00
Service Contracts	12420-3320	3,215.00	3,215.00	3,500.00	3,500.00		285.00
Advertising	12420-3600	-		200.00	200.00		200.00
Postage	12420-5210	3,000.00	3,000.00	5,000.00	5,000.00		2,000.00
Telecommunications	12420-5230	1,080.00	1,080.00	1,080.00	1,080.00		-
Travel-Mileage/Hotel/Conference	12420-5501	1,850.00	1,850.00	1,000.00	500.00		(1,350.00)
Dues & Memberships	12420-5810	210.00	210.00	500.00	500.00		290.00
Office Supplies	12420-6001	3,500.00	4,000.00	5,000.00	3,500.00		(500.00)
Finance Totals		83,145.06	86,965.37	87,123.89	85,123.88	0.00	(1,841.49)
Information Technology							
I.T. Services	12510-3150	10,000.00	8,000.00	8,000.00	8,000.00		-
Phone Maintenance	12510-3330	1,200.00	1,000.00	1,000.00	1,000.00		-
Website Maintenance	12510-3340	500.00	1,000.00	1,000.00	1,000.00		-
Microsoft Office Service	12510-5600	5,760.00	7,620.00	8,580.00	8,580.00		960.00
I.T. Supplies	12510-6002	2,000.00	2,000.00	2,000.00	1,000.00		(1,000.00)
I.T. Equipment	12510-8001	2,000.00	2,000.00	5,000.00	1,000.00		(1,000.00)
I.T. Totals		21,460.00	21,620.00	25,580.00	20,580.00	-	(1,040.00)

General Fund

General Fund		FY 19 Budget	FY 20 Budget	FY 21 BUDGET			
Account Name	Account Code	FY 19 Approved	FY 20 Approved	FY 21 Department Request	FY 21 Town Manager Recommended	FY 21 Approved	FY 21 Recommended less FY20 Adopted=Difference
POLICE DEPARTMENT							
Wages	31100-1100	308,087.94	309,138.55	312,882.56	312,882.56		3,744.01
Overtime	31100-1200		3,500.00	6,294.43	3,500.00		-
PT Wages	31100-1300	7,614.67	7,614.67	10,889.38	6,000.00		(1,614.67)
Other Pay/Holiday	31100-1400	9,659.07	10,500.00	12,817.74	10,000.00		(500.00)
Security Wages	31100-1500	1,800.00	1,800.00	-			(1,800.00)
FICA	31100-2100	25,027.87	25,708.97	26,230.63	26,230.63		521.66
VRS	31100-2200	50,341.57	50,513.24	50,061.21	50,061.21		(452.03)
Health Insurance	31100-2300	57,936.00	57,936.00	58,920.00	58,920.00		984.00
Group Life Insurance	31100-2400	4,035.95	4,049.72	4,192.63	4,192.63		142.91
Unemployment Insurance	31100-2600	75.00	50.00	70.00	70.00		20.00
Worker's Comp	31100-2700	10,879.06	10,656.51	13,309.28	13,309.28		2,652.77
LODA Insurance	31100-2710	2,787.00	5,849.00	6,725.00	6,725.00		876.00
Repair & Maint. Svcs	31100-3310	9,000.00	9,000.00	9,000.00	8,500.00		(500.00)
CODE RED	31100-3400	2,500.00	2,500.00	2,500.00	2,500.00		-
Advertising	31100-3600	500.00	500.00	500.00	400.00		(100.00)
Postage	31100-5210	500.00	500.00	500.00	500.00		-
Telecommunications	31100-5230	6,000.00	6,600.00	11,543.16	11,543.16		4,943.16
Motor Vehicle Insurance	31100-5305	3,180.14	3,530.39	3,463.05	3,463.05		(67.34)
Other Property Insurance	31100-5306	479.90	509.22	548.24	548.24		39.02
Tuition Reimbursement	31100-5400			5,000.00	4,000.00		4,000.00
Travel-Mileage/Conference/Hotel	31100-5501	2,000.00	4,000.00	5,000.00	3,000.00		(1,000.00)
Rent of Building	31100-5600						-
Public Safety Event	31100-5700			10,000.00	5,000.00		5,000.00
Fire Range Fees	31100-5800	3,000.00	3,000.00	5,000.00	3,000.00		-
Attorney Fees	31100-5801	2,955.00	2,955.00	3,000.00	3,000.00		45.00
Dues & Memberships	31100-5810	5,000.00	5,000.00	6,000.00	5,000.00		-
Office Supplies	31100-6001	1,500.00	2,500.00	3,000.00	2,500.00		-
Fuel	31100-6008	15,000.00	15,000.00	15,000.00	15,000.00		-
Vehicle/Power Equipment Supplies	31100-6009	9,000.00	9,000.00	9,000.00	9,000.00		-
Police Supplies	31100-6010	6,000.00	9,000.00	15,000.00	9,000.00		-
Uniforms	31100-6011	5,000.00	5,000.00	8,000.00	5,000.00		-
Crime Prevention	31100-6030	4,000.00	4,000.00	6,000.00	4,000.00		-
Investigation Expense	31100-6032	1,000.00	2,000.00	2,000.00	2,000.00		-
Grant Expenses	31100-6040	-					-
Vehicles	31100-8005	-					-
Police Department		554,859.17	571,911.27	622,447.31	588,845.76	0.00	16,934.49
PUBLIC SAFETY							
Fire Dept Contributions	32200-5600	10,000.00	12,250.00	20,000.00	10,000.00		(2,250.00)
Fire Programs Grants	32200-5701	10,000.00	10,000.00	10,000.00	10,000.00		-
Rescue Contributions	32300-5600	10,500.00					-
Public Safety		30,500.00	22,250.00	30,000.00	20,000.00	0.00	(2,250.00)
Streetlights	41320-5100	26,225.00	25,500.00	25,995.15	25,995.15		495.15

General Fund

General Fund		FY 19 Budget	FY 20 Budget	FY 21 BUDGET			
Account Name	Account Code	FY 19 Approved	FY 20 Approved	FY 21 Department Request	FY 21 Town Manager Recommended	FY 21 Approved	FY 21 Recommended less FY20 Adopted=Difference
GENERAL PROPERTIES							
Wages	43200-1100	17,455.57	18,266.10	19,310.30	19,310.30		1,044.20
PT Wages	43200-1300	12,032.02	12,735.78	12,733.66	12,733.66		(2.12)
Other Pay/Holiday	43200-1400	354.16	279.52	301.61	301.61		22.09
FICA	43200-2100	2,282.89	2,366.03	2,505.75	2,505.75		139.72
VRS	43200-2200	2,852.24	2,927.02	3,089.65	3,089.65		162.63
Health Insurance	43200-2300	4,104.00	4,104.00	5,906.40	5,906.40		1,802.40
Group Life Insurance	43200-2400	228.67	234.66	258.76	258.76		24.10
Long-Term Disability	43200-2500			-			-
Unemployment Insurance	43200-2600	75.00	75.00	60.00	60.00		(15.00)
Worker's Comp	43200-2700	201.72	183.47	173.48	173.48		(9.99)
Maintenance Contracts	43200-3310	5,000.00	5,000.00	5,000.00	5,000.00		-
Electric	43200-5100	2,800.00	11,460.76	8,531.62	8,531.62		(2,929.14)
Heating Services	43200-5110	3,200.00	3,200.00	6,000.00	5,000.00		1,800.00
Water/Sewer	43200-5120	13,595.00	11,000.00	3,373.34	5,000.00		(6,000.00)
Telecommunication	43200-5230	6,720.00	6,792.00	10,774.92	10,774.92		3,982.92
Property Insurance	43200-5304	548.98	559.15	664.98	664.98		105.83
Motor Vehicle Insurance	43200-5305	1,259.63	1,322.09	1,371.69	1,371.69		49.60
Other Property Insurance	43200-5306	1,116.34	1,305.70	1,307.21	1,307.21		1.51
General Liability Insurance	43200-5308	12,510.00	12,953.00	13,734.00	13,734.00		781.00
Lease of Equipment	43200-5410	2,000.00	2,000.00	5,000.00	2,000.00		-
Travel-Mileage/Conference/Hotel	43200-5501	2,000.00	2,000.00	4,000.00	1,000.00		(1,000.00)
Dues & Memberships	43200-5810	-					-
Office Supplies	43200-6001	1,000.00	1,000.00	1,000.00	750.00		(250.00)
Janitorial Supplies	43200-6005	2,000.00	1,000.00	3,000.00	2,000.00		1,000.00
Repair & Maint. Supplies	43200-6007	5,000.00	15,000.00	21,500.00	21,500.00		6,500.00
Fuel	43200-6008	12,000.00	13,000.00	15,000.00	13,000.00		-
Vehicle/Power Equipment Supplies	43200-6009	29,000.00	29,000.00	29,000.00	25,000.00		(4,000.00)
Uniforms	43200-6011	2,000.00	2,000.00	3,000.00	2,000.00		-
Christmas Decorations	43200-6012	4,000.00	4,000.00	4,000.00	6,200.00		2,200.00
Ag Supplies	43200-6013	2,000.00	2,000.00	3,000.00	2,000.00		-
Equipment/Vehicles	43200-8005						-
General Properties Totals		147,336.22	165,764.28	183,597.38	171,174.03	0.00	5,409.75
CVCC Small Bus. Center Contri.	68000-5600	-					-
Second Stage Contri	71300-5600	2,500.00	2,750.00	3,000.00	0.00		(2,750.00)
Amherst Mountain Bike Club	71500-5600			5,000.00	0.00		-
Village Garden Club Contri.	72100-5600	2,500.00	3,500.00	3,000.00	3,000.00		(500.00)
Rotary Club	72150-5600	-	200.00		0.00		(200.00)
Museum Contributions	72200-5600	2,500.00	2,500.00	2,900.00	0.00		(2,500.00)
Planning/Zoning							
Professional Services	81100-3100						-
Advertising	81100-3600	1,000.00	500.00	500.00	200.00		(300.00)
Postage	81100-5210	100.00	100.00	100.00	75.00		(25.00)
Planning Grants	81100-5701						-
Dues/Memberships	81100-5810	1,045.00	1,045.00	1,045.00	0.00		(1,045.00)
General Properties Totals		2,145.00	1,645.00	1,645.00	275.00	0.00	(1,370.00)
Community Development							
Chamber of Commerce Contri.	81600-5600	2,500.00	2,671.00				(2,671.00)
Neighbors Helping Neighbors Contri.	83500-5600	1,500.00	2,500.00	2,500.00	0.00		(2,500.00)
Community Development Totals		4,000.00	5,171.00	2,500.00	0.00	0.00	(5,171.00)
Revenue Refunds	94200-9000						-
Renovations	94000-8001						-
Purchase of Land/Buildings	94000-8000						-

TOWN OF AMHERST

FISCAL YEAR 2020-2021 BUDGET

General Fund Expense Total	1,129,042.99	1,134,043.24	1,374,266.29	1,293,067.38	-	(33,975.86)
----------------------------	--------------	--------------	--------------	--------------	---	-------------

Water Fund		FY 19 Budget	FY 20 Budget	FY 21 Budget			
Account Name	Account Code	FY 19 Approved	FY 20 Approved	FY 21 Department Request	FY 21 Town Manager Recommended	FY 21 Approved	FY 21 Recommended less FY20 Adopted=Difference
WATER FUND REVENUE							
Water In-Town Base Charges	16080-0005	283,770.38	283,723.58	256,895.26	256,895.26		-26,828.32
Water OT Base Charges	16080-0006	192,915.17	192,852.77	166,864.32	166,864.32		-25,988.45
Water In-Town Usage Charge	16080-0007	417,806.34	417,806.34	390,330.87	390,330.87		-27,475.47
Water OT Usage Charges	16080-0008	317,304.69	317,304.69	274,956.36	274,956.36		-42,348.33
Penalties	16080-0009	16,000.00	15,000.00	13,100.00	13,100.00		-1,900.00
Trip Charges	16080-0010	11,000.00	15,000.00	11,000.00	11,000.00		-4,000.00
Dormant Acct Fee	16080-0011	9,110.00	3,716.01	3,582.41	3,582.41		-133.60
Fire Sprinklers	16080-0012	4,968.00	4,968.00	4,968.00	4,968.00		0.00
Avalability Fee	16080-0013						0.00
Water Charges-SBC	16080-0014	113,653.44	113,653.44	117,838.68	117,838.68		4,185.24
Reimbursement of Const. Cost	19020-0004	-					0.00
Grant Revenue	21000-0000	-					0.00
Transfer from Reserve	41040-0006		45,172.68				-45,172.68
Revenue Totals		1,366,528.02	1,409,197.51	1,239,535.91	1,239,535.90	0.00	-169,661.61
WATER FUND EXPENSES							
TOWN MANAGER							
Wages	12110-1100	36,680.00	37,974.80	\$ 37,974.80	37,974.80		0.00
PT Wages	12110-1300	4,103.39	4,247.84	\$ 4,247.15	4,247.15		-0.69
FICA	12110-2100	3,119.93	3,230.03	\$ 3,229.98	3,229.98		-0.05
VRS	12110-2200	5,666.71	6,085.21	\$ 6,075.97	6,075.97		-9.24
Health Insurance	12110-2300	3,648.00	3,648.00	\$ 3,820.80	3,820.80		172.80
Group Life Insurance	12110-2400	454.30	487.86	\$ 508.86	508.86		21.00
STD/Long-Term Disability	12110-2500	264.10	224.05	\$ 200.51	200.51		-23.54
Unemployment Insurance	12110-2600						0.00
Contingency	12110-5000	25,000.00	25,000.00		25,000.00		0.00
Town Manager Totals		78,936.43	\$ 80,897.79	\$ 56,058.07	81,058.07	\$ -	160.28
FINANCE DEPARTMENT							
Wages	12420-1100	34,066.27	35,267.30	35,675.46	35,675.46		408.16
PT Wages	12420-1300	20,027.02	20,873.95	4,602.00	4,602.00		-16,271.95
FICA	12420-2100	4,138.14	4,294.81	3,081.23	3,081.23		-1,213.58
VRS	12420-2200	5,566.43	5,651.35	5,708.07	5,708.07		56.72
Health Insurance	12420-2300	6,384.00	6,384.00	6,686.40	6,686.40		302.40
Group Life Insurance	12420-2400	446.27	453.08	478.05	478.05		24.97
Unemployment Insurance	12420-2600						0.00
Professional Services	12420-3120						0.00
Banking Service Charges	12420-3160	1,000.00	2,000.00	1,500.00	1,500.00		-500.00
Support Contracts	12420-3320	2,625.00	2,625.00	2,750.00	2,750.00		125.00
Misc Exp	12420-5000						0.00
Postage	12420-5210			2,500.00	2,500.00		2,500.00
Supplies	12420-6001			7,000.00	7,000.00		7,000.00
Finance Totals		74,253.13	\$ 77,549.49	\$ 69,981.21	69,981.21	\$ -	-7,568.28

Water Fund		FY 19 Budget	FY 20 Budget	FY 21 Budget			
Account Name	Account Code	FY 19 Approved	FY 20 Approved	FY 21 Department Request	FY 21 Town Manager Recommended	FY 21 Approved	FY 21 Recommended less FY20 Adopted=Difference
WATER OPERATIONAL DEPARTMENT							
Wages	44000-1100	123,364.41	127,730.34	126,758.56	126,758.56		-971.78
PT Wages	44000-1300	13,759.20	14,244.90	13,969.80	13,969.80		-275.10
Other/Holiday	44000-1400	3,850.70	5,117.03	4,958.51	4,958.51		-158.52
FICA	44000-2100	10,784.54	11,204.23	11,201.28	11,201.28		-2.95
VRS	44000-2200	20,157.74	20,467.95	20,281.37	20,281.37		-186.58
Health Insurance	44000-2300	18,960.00	22,800.00	23,880.00	23,880.00		1,080.00
Group Life Insurance	44000-2400	1,616.07	1,640.94	1,698.56	1,698.56		57.62
Long-Term Disability	44000-2500	269.52	224.28	189.12	189.12		-35.16
Unemployment Insurance	44000-2600	75.00	75.00	40.00	40.00		-35.00
Worker's Comp	44000-2700	3,631.73	3,569.05	4,820.67	4,820.67		1,251.62
Water Shed Mgmt	44000-3100	23,000.00	0.00	-			0.00
Testing Services	44000-3140	18,000.00	12,000.00	12,500.00	12,500.00		500.00
Professional Svcs	44000-3150	3,000.00	3,000.00	3,200.00	3,200.00		200.00
Repair & Maint. Svcs	44000-3310	10,000.00	10,000.00	10,000.00	10,000.00		0.00
Advertising	44000-3600	2,000.00	2,000.00	2,000.00	2,000.00		0.00
Electrical Svcs	44000-5100	48,000.00	40,000.00	34,881.99	34,881.99		-5,118.01
Water & Sewer	44000-5120	48,000.00	32,000.00	30,678.32	30,678.32		-1,321.68
Postage	44000-5210	2,500.00	2,000.00	2,000.00	2,000.00		0.00
Telecommunications	44000-5230	3,660.00	3,480.00	4,320.00	4,320.00		840.00
Property Insurance	44000-5304	3,028.50	3,084.61	3,668.40	3,668.40		583.79
Motor Vehicle Insurance	44000-5305	403.23	423.23	439.11	439.11		15.88
Travel-Mileage/Hotel/Conference	44400-5501	4,000.00	4,000.00	4,000.00	4,000.00		0.00
Lease/Rent Equipment	44000-5410						0.00
Permits	44000-5600						0.00
Dues & Memberships	44000-5810	2,000.00	2,000.00	2,000.00	2,000.00		0.00
Office Supplies	44000-6001	5,000.00	2,500.00	2,500.00	2,500.00		0.00
Lab Supplies	44000-6004	12,500.00	15,000.00	15,000.00	15,000.00		0.00
Repair & Maint. Supplies	44000-6007	25,000.00	25,000.00	25,000.00	25,000.00		0.00
Fuel/Oil	44000-6008	2,000.00	2,000.00	2,000.00	2,000.00		0.00
Vehicle & Equip Supplies	44000-6009	5,000.00	5,000.00	5,000.00	5,000.00		0.00
Uniforms	44000-6011	1,000.00	1,500.00	1,500.00	1,500.00		0.00
Chemicals	44000-6051	40,000.00	42,000.00	65,000.00	65,000.00		23,000.00
Equipment	44000-8005	25,000.00	25,000.00	25,000.00	25,000.00		0.00
Operational Totals		479,560.65	439,061.56	458,485.67	458,485.69	0.00	19,424.13

Water Fund		FY 19 Budget	FY 20 Budget	FY 21 Budget			
Account Name	Account Code	FY 19 Approved	FY 20 Approved	FY 21 Department Request	FY 21 Town Manager Recommended	FY 21 Approved	FY 21 Recommended less FY20 Adopted=Difference
WATER MAINTENANCE DEPARTMENT							
Wages	45000-1100	87,277.84	91,330.52	96,551.51	96,551.51		5,220.99
PT Wages	45000-1200	1,941.69	616.31	700.00	700.00		83.69
Other Pay/Holiday	45000-1300	1,770.79	1,397.62	1,508.06	1,508.06		110.44
FICA	45000-2100	6,960.76	7,005.88	7,658.14	7,662.90		657.02
VRS	45000-2200	14,261.20	14,635.12	15,448.24	15,448.24		813.12
Health Insurance	45000-2300	20,520.00	20,520.00	21,492.00	21,492.00		972.00
Group Life Insurance	45000-2400	1,143.34	1,173.32	1,293.79	1,293.79		120.47
Long-Term Disability	45000-2500			-			0.00
Unemployment Insurance	45000-2600	-					0.00
Worker's Comp	45000-2700	3,496.36	3,496.36	6,820.59	6,820.59		3,324.23
Repair & Maint. Svcs	45000-3310	-					0.00
Miss Utility	45000-5130	600.00	600.00	600.00	600.00		0.00
Telecommunication	45000-5230	-					0.00
Motor Vehicle Insurance	45000-5305	1,259.63	1,322.09	1,371.69	1,371.69		49.60
Lease of Equipment	45000-5410	2,000.00	2,000.00	2,000.00	2,000.00		0.00
Travel-Mileage/Conference/Hotel	45000-5501	2,000.00	2,000.00	2,000.00	2,000.00		0.00
Dues & Memberships	45000-5810	200.00	200.00	200.00	200.00		0.00
Repair & Maint. Supplies	45000-6007	20,000.00	20,000.00	20,000.00	20,000.00		0.00
Fuel	45000-6008	-					0.00
Vehicle/Power Equipment Supplies	45000-6009	-					0.00
Uniforms	45000-6011	-					0.00
Equipment/Vehicles	45000-8005						0.00
Maintenance Totals		163,431.61	166,297.22	177,644.03	177,648.78	-	11,351.56
W. Court Street Project	94000-8000						0.00
Water Sedimentation Basin	94000-8001						0.00
Debt Payments							
60W W/L Principle	95000-9000	13,695.00	14,320.00	14,760.00	14,760.00		440.00
60W W/L Interest	95000-9001	15,350.00	14,725.00	14,295.00	14,295.00		-430.00
Refi Water Loan Principle	95000-9002	37,741.00	0.00				0.00
Refi Water Loan Interest	95000-9003	147,465.00	0.00				0.00
Mainstreet W/L Principle	95000-9004	70,848.10	67,050.58	68,570.00	68,570.00		1,519.42
Mainstreet W/L Interest	95000-9005	52,103.58	55,902.00	54,390.00	54,390.00		-1,512.00
Sterling Debt Refi Prin	95000-9006		89,710.87	109,840.00	109,840.00		20,129.13
Sterling Debt Refi Interest	95000-9007		37,500.00	41,215.00	41,215.00		3,715.00
Debt Reserve					149,292.15		
Capital Improvement Program	95000-9010	233,143.54	366,183.00				-366,183.00
Debt Totals		570,346.22	645,391.45	303,070.00	452,362.15	-	-193,029.30
							0.00
Water Fund Expense Totals		1,366,528.04	1,409,197.51	1,065,238.98	1,239,535.90	-	-169,661.61

Sewer Fund

		FY 19 Budget	FY 20 Budget	FY 21 Budget			
Account Name	Account Code	FY 19 Approved	FY 20 Approved	FY 21 Department Request	FY 21 Town Manager Recommended	FY 21 Approved	FY 21 Recommended less FY20 Adopted=Difference
SEWER REVENUE							
Sewer In-Town Base Charges	16080-0005	391,457.77	391,594.52	349,103.04	349,103.04		(42,491.48)
Sewer OT Base Charges	16080-0006	176,663.16	176,663.16	142,187.52	142,187.52		(34,475.64)
Sewer In-Town Usage Charge	16080-0007	284,208.46	284,208.46	260,898.74	260,898.74		(23,309.72)
Sewer OT Usage Charges	16080-0008	143,801.23	143,801.23	115,738.56	115,738.56		(28,062.67)
Penalties	16080-0009	12,000.00	10,000.00	7,300.00	7,300.00		(2,700.00)
Dormant Acct Fee	16080-0011	5,393.99	5,393.99	4,994.87	4,994.87		(399.12)
Avalability Fee	16080-0012						-
SBC-Rut. Creek Operations	19020-0003	42,000.00	42,000.00	42,000.00	42,000.00		-
SBC Sewer Rehab	19020-0004						-
Reimbursement of Const. Cost	19020-0005						-
Nutrient Credit	24040-0003	1,000.00	720.00	400.00	400.00		(320.00)
Transfer from Other Funds	41040-0006						-
Revenue Totals		1,056,524.61	1,054,381.36	922,622.73	922,622.73	-	(131,758.63)
SEWER EXPENSES							
TOWN MANAGER							
Wages	12110-1100	27,510.00	28,481.10	28,481.10	28,481.10		-
PT Wages	12110-1300	3,693.05	3,823.06	3,822.44	3,822.44		(0.62)
FICA	12110-2100	2,387.03	2,503.76	2,471.22	2,471.22		(32.54)
VRS	12110-2200	4,250.03	4,563.91	4,556.98	4,556.98		(6.93)
Health Insurance	12110-2300	2,736.00	2,736.00	2,865.60	2,865.60		129.60
Group Life Insurance	12110-2400	340.73	365.89	381.65	381.65		15.76
STD/Long-Term Disability	12110-2500	198.07	168.04	150.38	150.38		(17.66)
Unemployment Insurance	12110-2600						-
Contingency	12110-5000	50,000.00	25,000.00		25,000.00		-
Town Manager Totals		91,114.91	67,641.76	42,729.36	67,729.37	-	87.61
FINANCE DEPARTMENT							
Wages	12420-1100	26,920.96	27,870.26	28,142.36	28,142.36		272.10
PT Wages	12420-1300	10,013.51	10,436.97	4,486.95	4,486.95		(5,950.02)
FICA	12420-2100	2,825.49	2,930.50	2,496.14	2,496.14		(434.36)
VRS	12420-2200	4,398.89	4,466.03	4,502.78	4,502.78		36.75
Health Insurance	12420-2300	4,924.80	4,924.80	5,158.08	5,158.08		233.28
Group Life Insurance	12420-2400	352.66	358.05	377.11	377.11		19.06
Unemployment Insurance	12420-2600						-
Banking Service Charges	12420-3160	1,000.00	2,000.00	1,500.00	1,500.00		(500.00)
Service Contracts	12420-3320	2,625.00	2,625.00	2,750.00	2,750.00		125.00
Postage	12420-5210			2,500.00	2,500.00		2,500.00
Finance Totals		53,061.31	55,611.61	51,913.42	51,913.42	-	(6,198.19)

Sewer Fund

		FY 19 Budget		FY 20 Budget		FY 21 Budget	
Account Name	Account Code	FY 19 Approved	FY 20 Approved	FY 21 Department Request	FY 21 Town Manager Recommended	FY 21 Approved	FY 21 Recommended less FY20 Adopted=Difference
SEWER OPERATIONAL DEPARTMENT							
Wages	44000-1100	122,742.21	113,625.42	120,429.04	120,429.04		6,803.62
PT Wages	44000-1300						-
Other/Holiday	44000-1400	3,563.47	3,423.78	3,628.18	3,628.18		204.40
FICA	44000-2100	9,662.38	8,786.34	9,685.69	9,685.69		899.35
VRS	44000-2200	20,056.08	18,207.73	19,268.65	19,268.65		1,060.92
Health Insurance	44000-2300	22,800.00	22,800.00	23,880.00	23,880.00		1,080.00
Group Life Insurance	44000-2400	1,607.92	1,459.74	1,613.75	1,613.75		154.01
Long-Term Disability	44000-2500	\$ -	199.09	178.17	178.17		(20.92)
Unemployment Insurance	44000-2600	75.00	50.00	50.00	50.00		-
Worker's Comp	44000-2700	2,478.88	2,096.49	2,063.48	2,063.48		(33.01)
Sludge & Trash Removal-Rut.Crk	44000-3120	2,000.00	2,400.00	2,000.00	2,000.00		(400.00)
Testing Services	44000-3140	25,000.00	30,000.00	35,000.00	35,000.00		5,000.00
Professional Svcs	44000-3150	3,000.00	3,000.00	3,200.00	3,200.00		200.00
Repair & Maint. Svcs-Rut Crk	44000-3310	15,000.00	20,000.00	20,000.00	20,000.00		-
Advertising	44000-3600	1,000.00	1,000.00	1,000.00	1,000.00		-
Electrical Svcs-Rut. Crk	44000-5100	45,000.00	41,000.00	35,316.60	35,316.60		(5,683.40)
Water, Sewer -Rut. Crk	44000-5120	10,600.60	20,000.00	12,285.67	12,285.67		(7,714.33)
Electrical Svcs-Pump Station	44000-5130	2,000.00	2,100.00	1,905.07	1,905.07		(194.93)
Water, Sewer-Pump Station	44000-5140	240.00	200.00	200.00	200.00		-
Postage	44000-5210	2,500.00	2,000.00	2,000.00	2,000.00		-
Telecommunications	44000-5230	2,880.00	3,480.00	3,660.00	3,660.00		180.00
Property Insurance	44000-5304	5,475.28	5,576.72	6,632.16	6,632.16		1,055.44
Motor Vehicle Insurance	44000-5305	382.72	401.70	416.77	416.77		15.07
Lease/Rent Equipment	44000-5410	-					-
Travel-Mileage/Hotel/Conference	44000-5501	4,000.00	2,000.00	4,000.00	4,000.00		2,000.00
Permits	44000-5600	8,000.00	8,000.00	8,000.00	8,000.00		-
Dues & Memberships	44000-5810	2,000.00	2,000.00	2,000.00	2,000.00		-
Office Supplies	44000-6001	500.00	2,500.00	2,500.00	2,500.00		-
Lab Supplies	44000-6004	4,000.00	4,000.00	6,000.00	6,000.00		2,000.00
Repair & Maint. Supplies-Rut. Crk	44000-6007	25,000.00	15,000.00	15,000.00	15,000.00		-
Fuel/Oil	44000-6008	2,000.00	2,000.00	2,000.00	2,000.00		-
Vehicle & Equip Supplies	44000-6009	5,000.00	5,000.00	5,000.00	5,000.00		-
Uniforms	44000-6011	1,000.00	1,500.00	1,500.00	1,500.00		-
Chemicals-Rut Crk	44000-6051	7,000.00	7,000.00	7,000.00	7,000.00		-
Equipment-Rut Crk	44000-8001						-
Vehicles	44000-8005						-
Treatment Totals		356,564.54	350,807.01	357,413.22	357,413.23	-	6,606.22

Sewer Fund

		FY 19 Budget	FY 20 Budget	FY 21 Budget			
Account Name	Account Code	FY 19 Approved	FY 20 Approved	FY 21 Department Request	FY 21 Town Manager Recommended	FY 21 Approved	FY 21 Recommended less FY20 Adopted=Difference
SEWER MAINTENANCE DEPARTMENT							
Wages	45000-1100	87,277.84	91,330.52	96,551.51	96,551.51		5,220.99
PT Wages	45000-1300	897.86	616.31	616.36	616.36		0.05
Other Pay/Holiday	45000-1400	1,770.79	1,397.62	1,508.06	1,508.06		110.44
FICA	45000-2100	6,880.91	6,880.91	7,705.30	7,705.30		824.39
VRS	45000-2200	14,261.20	14,635.12	15,448.24	15,448.24		813.12
Health Insurance	45000-2300	20,520.00	20,520.00	21,492.00	21,492.00		972.00
Group Life Insurance	45000-2400	1,143.34	1,173.32	1,293.79	1,293.79		120.47
				-			-
Unemployment Insurance	45000-2600	-					-
Worker's Comp	45000-2700	1,653.40	1,653.40				(1,653.40)
Repair & Maint. Services	45000-3310	-					-
Telecommunication	45000-5230	-					-
Motor Vehicle Insurance	45000-5305	1,259.63	1,322.09	1,371.69	1,371.69		49.60
Lease of Equipment	45000-5410	2,000.00	4,000.00	4,000.00	4,000.00		-
Travel-Mileage/Conference/Hotel	45000-5501	-					-
Misc	45000-5800	-					-
Dues & Memberships	45000-5810	-		-			-
Repair & Maint. Supplies	45000-6007	5,000.00	10,000.00	10,000.00	10,000.00		-
Fuel	45000-6008	-					-
Vehicle/Power Equipment Supplies	45000-6009	-					-
Uniforms	45000-6011	-					-
Equipment/Vehicles	45000-8005	-					-
Maintenance Totals		142,664.97	153,529.29	159,986.95	159,986.95	-	6,457.66
Sliplining Project	94000-8000						
Debt Payments							
WWTP Loan Principle	95000-9000	53,270.00					-
WWTP Loan Interest	95000-9001	106,290.00					-
Sterling Bank WWTP Refi Prin	95000-9002		190,640.00	179,250.00	179,250.00		(11,390.00)
Sterling Bank WWTP Refi Int	95000-9003		79,680.00	67,250.00	67,250.00		(12,430.00)
Debt Reserve	95000-9010	253,558.87	118,838.69		39,079.76		(79,758.93)
Capital Program			37,633.00				(37,633.00)
Debt Totals		413,118.87	426,791.69	246,500.00	285,579.76	-	(141,211.93)
Sewer Fund Expense Totals		1,056,524.60	1,054,381.36	858,542.96	922,622.73	-	(134,258.63)

Garbage Fund		FY 19 Budget	FY 20 Budget	FY 21 Budget			
Account Name	Account Code	FY 19 Approved	FY 20 Approved	FY 21 Department Request	FY 21 Town Manager Recommended	FY 21 Approved	FY 21 Recommended less FY20 Adopted=Difference
GARBAGE REVENUE							
Garbage IT Charges	16080-0005	80,677.30	121,052.00	121,677.40	121,677.40		625.40
Garbage OT Charges	16080-0006	24,083.20	17,574.80	17,119.00	17,119.00		(455.80)
Penalties	16080-0009	1,500.00	1,300.00	2,000.00	2,000.00		700.00
Transfer from Garbage Reserv	41040-0006				501.21		501.21
Revenue Totals		106,260.50	\$ 139,926.80	\$ 140,796.40	\$ 141,297.61	\$ -	\$ 1,370.81
TOWN MANAGER							
Wages	12110-1100	2,751.00	2,848.11	\$ 2,848.11	2848.11		-
PT Wages	12110-1300	410.34	424.78	\$ 424.72	424.72		(0.06)
FICA	12110-2100	241.84	250.38	\$ 250.37	250.37		(0.01)
VRS	12110-2200	425.00	465.38	\$ 455.70	455.7		(9.68)
Health Insurance	12110-2300	273.60	273.60	\$ 286.56	286.56		12.96
Group Life Insurance	12110-2400	34.07	37.31	\$ 38.16	38.16		0.85
STD/Long-Term Disability	12110-2500	19.81	16.80	\$ 15.04	15.04		(1.76)
Contingency	12110-5000	5,505.11	835.88				(835.88)
Town Manager Totals		4,155.66	\$ 5,152.24	\$ 4,318.66	\$ 4,318.66	\$ -	\$ (833.58)
FINANCE DEPARTMENT							
Wages	12420-1100	1,450.27	1,501.39	1,519.53	1519.53		18.14
PT Wages	12420-1300	400.54	417.48	115.05	115.05		(302.43)
FICA	12420-2100	141.59	146.79	125.05	125.05		(21.74)
VRS	12420-2200	236.97	245.33	243.13	243.13		(2.20)
Health Insurance	12420-2300	273.60	273.60	286.56	286.56		12.96
Group Life Insurance	12420-2400	19.00	19.67	20.36	20.36		0.69
Banking Service Charges	12420-3160	200.00	400.00	100.00	100.00		(300.00)
Finance Totals		2,721.97	3,004.26	2,409.68	\$ 2,409.68	-	(594.58)
GARBAGE EXPENSES							
Collection In-Town	43200-3160	73,411.44	110,737.20	113,125.44	113,125.44		2,388.24
Collection Out of Town	43200-3170	10,930.32	17,858.40	18,244.80	18,244.80		386.40
Garbage Totals		84,341.76	\$ 128,595.60	\$ 131,370.24	\$ 131,370.24	\$ -	\$ 2,774.64
GARBAGE MAINTENANCE DEPARTMENT							
Wages	45000-1100	1,939.51	2,145.59	\$ 2,145.59	2145.59		-
PT Wages	45000-1300	6,599.02	-				-
Other Pay/Holiday	45000-1400	39.35	31.06	\$ 33.51	33.51		2.45
FICA	45000-2100	159.80	163.34	\$ 170.18	170.29		6.95
VRS	45000-2200	316.92	350.59	\$ 343.29	343.29		(7.30)
Health Insurance	45000-2300	456.00	456.00	\$ 477.60	477.60		21.60
Group Life Insurance	45000-2400	25.41	28.11	\$ 28.75	28.75		0.64
Maintenance Totals		9,536.00	\$ 3,174.69	\$ 3,198.93	\$ 3,199.03	\$ -	\$ 24.34
Garbage Fund Expense Totals		100,755.39	\$ 139,926.79	\$ 141,297.50	\$ 141,297.61	\$ -	\$ 1,370.82

Industrial Development Authority

Account Name		FY 19 Budget		FY 20 Budget		FY 21 Budget	
		FY 19 Approved	FY 20 Approved	FY 21 Department Request	FY 21 Town Manager Recommended	FY 21 Approved	FY 21 Recommended less FY20 Adopted=Difference
IDA REVENUES							
Lease/Sale of Lots	701-41020-0001			300,000.00	300,000.00		300,000.00
BP Recoupment Rev	701-41030-0001	26,058.00	25,968.00	26,264.18	26,264.18		296.18
Zoning Fees		-					-
Bond Issue	701-41040-0001	16,239.00	9,673.75	8,592.50	8,592.50		(1,081.25)
Home Owners Reimb	701-41060-0001	1,332.00	1,345.11				(1,345.11)
Revenue Totals		43,629.00	36,986.86	334,856.68	334,856.68	-	297,869.82
IDA EXPENSES							
PT Wages	45000-1300	6,599.02	7,395.72	7,396.27	12,701.00		5,305.28
FICA	45000-2100	504.83	565.77	565.81	589.13		23.36
Worker's Comp	45000-2700			310.64	310.64		310.64
Repair & Maint. Svcs	81500-3310	-					-
Professional Services	81500-3150	2,000.00	2,000.00		5,000.00		3,000.00
Electrical Svcs	81500-5100	325.00	325.00	200.00	200.00		(125.00)
Dues & Membership	81500-5810	2,756.00	2,749.00	2,731.00	2,731.00		(18.00)
Transfer to IDA fund b	81500-9200	31,444.15	23,951.37		313,324.91		289,373.54
Expense Totals		43,629.00	36,986.86	11,203.73	334,856.68	-	297,869.82

Total Budget

Revenue Totals	3,701,985.13	3,774,535.77	3,533,624.71	3,732,411.30	-	(42,124.47)
Expense Totals	3,696,480.02	3,774,535.76	3,257,549.46	3,732,411.30	-	(44,624.46)

FY21 PAY & BENEFIT COST ALLOCATION

Job Title	Portion of Time Per Fund			
	General	Water	Sewer	Garbage
Town Manager	27%	40%	30%	3%
Deputy Town Clerk	80%	10%	9%	1%
Town Manager Total				
Office Manager	50%	25%	24%	1%
Fiscal Assistant	23%	45%	30%	2%
Office Assistant (3)	20%	40%	39%	1%
Finance Total				
Chief of Police	100%	0%	0%	0%
Major	100%	0%	0%	0%
Detective	100%	0%	0%	0%
Officers (3)	100%	0%	0%	0%
PT Office Assistant	100%	0%	0%	0%
PT Officer	100%	0%	0%	0%
Holiday Pay	100%	0%	0%	0%
Retiree Health	100%	0%	0%	0%
Overtime	100%	0%	0%	0%
Police Total				
Director of Plant Utilities	0%	50%	50%	0%
WWTP Operator (2)	0%	0%	100%	0%
Holiday	0%	0%	100%	0%
Sewer Total				
Lead WTP Operator	0%	100%	0%	0%
WTP Operator (2)	0%	100%	0%	0%
PT WTP Operator	0%	100%	0%	0%
Holiday	0%	100%	0%	0%
Water Total				
Maintenance Foreman	9%	45%	45%	1%
Maintenance Tech. (4)	9%	45%	45%	1%
Maintenance Tech PT	30%	5%	5%	60%
Custodian	100%	0%	0%	0%
Holiday	9%	45%	45%	1%
Retiree Health	100%	0%	0%	0%
Utility Total				

Undesignated Fund Balance and Contingency Calculation For FY21 1/31/2020

Permanent Fund principal for the <u>General Fund</u>		GF Revenues	\$	1,293,067
(based on proposed FY21 Budget)		Administration Fee (covered in W & S Funds)		-
		Net GF Revenues	\$	1,293,067
Reserve per October 2010 policy	15%	Reserve per @		25%
GF target Permanent Fund principal	\$ 193,960.11	GF target Permanent Fund principal	\$	323,266.85 ←

Required contingency in the General Fund		GF Expenses	\$	1,293,067
(based on proposed FY21 Budget)		Reserve per October 2010 policy		3.0%
		GF Contingency	\$	38,792 ←

Permanent Fund principal for the Water Fund (based on the proposed FY21 Budget)

<u>Fund 501 WATER FUND</u>	<u>FY21 Budget</u>		
DEBT SERVICE	\$ 452,362	Debt	452,362
ALL OTHER EXPENSES	\$ 787,174	25%/Operation	\$ 196,793
Total		WF target Permanent Fund principal	\$ 649,156 ←

Permanent Fund principal for the Sewer Fund (based on the proposed FY20 Budget)

<u>Fund 502 SEWER FUND</u>	<u>FY21 Budget</u>		
DEBT SERVICE	\$ 246,500	Debt	246,500
ALL OTHER EXPENSES	\$ 637,043	25%/Operation	\$ 159,261
Total		SF target Permanent Fund principal	\$ 405,761 ←

Permanent Fund principal for the Garbage Fund (based on the proposed FY20 Budget)

<u>Fund 514 GARBAGE FUND</u>	<u>FY21 Budget</u>		
ALL EXPENSES	141,298	25% operations	\$ 35,324
		Garb target Permanent Fund principal	\$ 35,324

Total of all undesignated fund balances \$ 1,413,508

General Fund Permanent Fund	\$	323,267
General Fund Contingency	\$	38,792
Water Fund Permanent Fund	\$	649,156
Sewer Fund Permanent Fund	\$	405,761

TOWN OF AMHERST DEBT BALANCES & DEBT PAYMENTS							
Description	Original Loan Amount	Outstanding Loan Balance at 12/31/19	Interest Rate	Maturity Date	Principal Payment FY21	Interest Payment FY21	Total Debt Payment FY21
Sterling Debt Refi	\$ 3,933,409.44	\$ 3,514,669.45	3.35%	6/30/2030	\$ 279,554.80	\$ 117,955.33	\$ 397,510.13
Mainstreet Water Line	\$ 2,368,672.03	\$ 2,298,123.48	2.25%	1/1/2047	\$ 67,050.58	\$ 55,901.10	\$ 122,951.68
60 W. Water Line	\$ 565,935.00	\$ 494,364.71	3.00%	7/1/2043	\$ 14,752.39	\$ 14,291.53	\$ 29,043.92
Outstanding Debt Balances							
			Sterling Refi	60 WL	Main St. WL	Total	
	FY 2019		3,654,446.84	501,366.18	\$ 2,262,501.52	\$ 6,418,314.54	
	FY 2020		3,374,892.08	487,258.22	\$ 2,196,196.86	\$ 6,058,347.16	
	FY 2021		3,085,840.60	472,723.85	\$ 2,128,391.96	\$ 5,686,956.41	
	FY 2022		2,786,969.78	457,750.18	\$ 2,059,052.92	\$ 5,303,772.88	
	FY 2023		2,477,946.08	442,323.93	\$ 1,988,144.94	\$ 4,908,414.95	
	FY 2024		2,158,424.59	426,431.42	\$ 1,915,632.50	\$ 4,500,488.51	
	FY 2025		1,828,048.70	410,058.56	\$ 1,841,479.36	\$ 4,079,586.62	
	FY 2026		1,486,449.67	393,190.83	\$ 1,765,648.44	\$ 3,645,288.94	
	FY 2027		1,233,245.05	375,813.27	\$ 1,688,101.70	\$ 3,297,160.02	
	FY 2028		868,042.66	357,910.48	\$ 1,608,800.32	\$ 2,834,753.46	
	FY 2029		389,981.55	339,466.58	\$ 1,527,704.64	\$ 2,257,152.77	
	FY 2030			320,465.20		\$ 320,465.20	

FY21 TOWN OF AMHERST VEHICLES

MAKE	MODEL	YEAR	VIN NUMBER	MILEAGE
POLICE				
Ford	Interceptor (Watts)	2017	254	48,834
Ford	Interceptor (Harler)	2016	8694	86,798
Ford	Explorer (Shifflet)	2014	8654	89,897
Ford	Interceptor (Payne)	2017	7002	44,053
Ford	Interceptor (Robinson)	2015	1494	71,703
Ford	Interceptor Sedan (Martin)	2014	1248	90,620
MAINTENANCE				
Ford	SUV	2007	7723	98,187
Dodge	Pickup	2014	4675	48,854
Chevy	Pickup	2011	5012	66,965
Dodge	Work Truck	2013	7481	47,288
GMC	Bucket Truck	1995	5212	114,783
GMC	Dump Truck	2003	9981	48,860
Ford	Explorer (Office)	2011	4253	
UTILITIES				
Dodge	Wastwater	2012	9843	62,632
Dodge	Water	2008	4271	86,980

Town of Amherst, Virginia
Balance Sheet Governmental
Funds June 30, 2019

	<u>General</u>	<u>Forfeited Assets Fund</u>	<u>Total</u>
ASSETS			
Cash and cash equivalents	\$ 1,594,798	\$ 3,420	\$ 1,598,218
Cash and cash equivalents, restricted	-	14,343	14,343
Receivables (net of allowance for uncollectibles):			
Taxes receivable	1,341	-	1,341
Accounts receivable	80,691	-	80,691
Due from other governmental units	32,899	-	32,899
Prepaid items	70,381	-	70,381
Total assets	<u>\$ 1,780,110</u>	<u>\$ 17,763</u>	<u>\$ 1,797,873</u>
LIABILITIES			
Accrued liabilities	\$ 34,952	\$ -	\$ 34,952
Total liabilities	<u>\$ 34,952</u>	<u>\$ -</u>	<u>\$ 34,952</u>
DEFERRED INFLOWS OF RESOURCES			
Unavailable revenue - property taxes	\$ 1,341	\$ -	\$ 1,341
Total deferred inflows of resources	<u>\$ 1,341</u>	<u>\$ -</u>	<u>\$ 1,341</u>
FUND BALANCES			
Nonspendable	\$ 70,381	\$ -	\$ 70,381
Restricted	-	14,343	14,343
Assigned	-	3,420	3,420
Unassigned	1,673,436	-	1,673,436
Total fund balances	<u>\$ 1,743,817</u>	<u>\$ 17,763</u>	<u>\$ 1,761,580</u>
Total liabilities, deferred inflows of resources and fund balances	<u>\$ 1,780,110</u>	<u>\$ 17,763</u>	<u>\$ 1,797,873</u>

The notes to financial statements are an integral part of this statement.

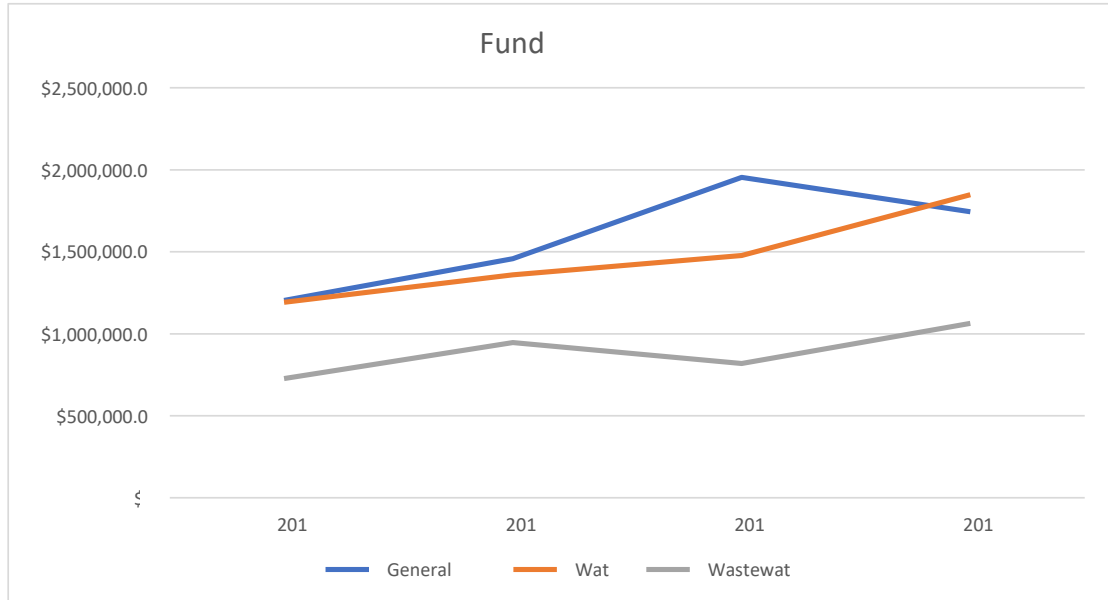
Town of Amherst, Virginia Statement of Net
Position June 30, 2019

	Primary Government			Component Unit IDA
	Governmental Activities	Business-type Activities	Total	
ASSETS	\$ 1,598,218	\$ 2,833,949	\$ 4,432,167	\$ 280,479
Cash and cash equivalents				
Cash and cash equivalents, restricted	14,343	124,153	138,496	-
Receivables:				
Taxes receivable	1,341	-	1,341	-
Accounts receivable	80,691	313,004	393,695	-
Due from other governmental units	32,899	-	32,899	-
Inventories	-	93,394	93,394	-
Prepaid items	70,381	9,310	79,691	-
Capital assets (net of accumulated depreciation):				
Land and land improvements	1,217,364	25,084	1,242,448	-
Buildings and improvements	495,827	-	495,827	-
Plant	-	2,643,297	2,643,297	-
Machinery and equipment	101,253	13,391	114,644	-
Infrastructure	-	7,124,048	7,124,048	-
Construction in progress	-	792,028	792,028	-
Total assets	<u>\$ 3,612,317</u>	<u>\$ 13,971,658</u>	<u>\$ 17,583,975</u>	<u>\$ 280,479</u>
DEFERRED OUTFLOWS OF RESOURCES	\$ 131,749	\$ 68,372	\$ 200,121	\$ -
Pension related items				
OPEB related items	3,605	4,054	7,659	-
Total deferred outflows of resources	<u>\$ 135,354</u>	<u>\$ 72,426</u>	<u>\$ 207,780</u>	<u>\$ -</u>
LIABILITIES	\$ -	\$ 82,765	\$ 82,765	\$ -
Accounts payable				
Accrued liabilities	34,952	-	34,952	-
Long-term liabilities:				
Due within one year	3,460	368,889	372,349	-
Due in more than one year	629,506	6,591,720	7,221,226	-
Total liabilities	<u>\$ 667,918</u>	<u>\$ 7,043,374</u>	<u>\$ 7,711,292</u>	<u>\$ -</u>
DEFERRED INFLOWS OF RESOURCES	\$ 102,829	\$ 37,221	\$ 140,050	\$ -
Pension related items				
OPEB related items	2,824	3,176	6,000	-
Total deferred inflows of resources	<u>\$ 105,653</u>	<u>\$ 40,397</u>	<u>\$ 146,050</u>	<u>\$ -</u>
NET POSITION	\$ 1,814,444	\$ 4,254,037	\$ 6,068,481	\$ -
Net investment in capital assets				
Restricted for forfeited assets	14,343	-	14,343	-
Unrestricted	1,145,313	2,706,276	3,851,589	280,479
Total net position	<u>\$ 2,974,100</u>	<u>\$ 6,960,313</u>	<u>\$ 9,934,413</u>	<u>\$ 280,479</u>

The notes to financial statements are an integral part of this statement.

Analysis of Fund Balance Amounts FY 2016-2019

Fund Balances				
Year	General Fund	Water	Wastewater	IDA
2016	\$ 1,203,035.00	\$ 1,191,623.00	\$ 726,216.00	
2017	\$ 1,458,055.00	\$ 1,360,124.00	\$ 946,198.00	
2018	\$ 1,954,032.00	\$ 1,477,324.00	\$ 819,116.00	
2019	\$ 1,743,817.00	\$ 1,848,141.00	\$ 1,063,572.00	\$ 280,479.00



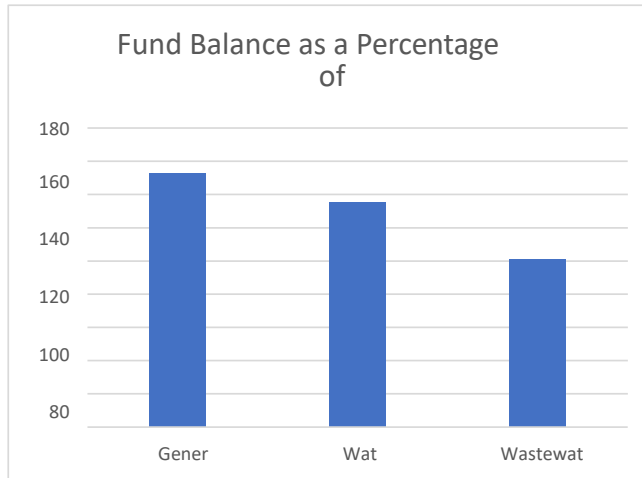
Losses:

General Fund loss from FY 18-19 reflects transfer of funds to the IDA fund, rather than combined.

Wastewater Fund loss in from FY 17-18 reflects engineering expenses for sliplining project.

Fund Balance Amounts in Comparison to Budget and Policy Amounts

Fund	Fund Balance as a Percentage of Budget (FY19)
General	152%
Water	135%
Wastewater	101%



Fund	Fund Balance as a Percentage of Adopted Policy Amount
General	528.88%
Water	285.40%
Wastewater	257.91%
IDA	140.24%

